

**Ministry of Higher Education  
and Scientific Research  
Tikrit University  
College of Engineering  
Environmental Engineering  
Environmental Chemistry  
Dr. Ahmed Khaleel Ibrahim**

The atom

Historical Overview

Since ancient times, man has been keen to learn the secrets of matter. Indian philosophers have developed opinions on the nature of matter, and Greek sages have tried to explain matter. Arab schools of thought and philosophy in Iraq and Egypt have developed theories in various sciences, including medicine, mathematics, chemistry, and others. These theories were recorded and became a law after experimentation and testing. Among the great Arab chemists are Jabir ibn Hayyan, known to the West as Jabir, Al-Razi, and Ibn Sina.

The atomic idea of matter was neglected for hundreds of years until Western scientists came in the Renaissance era, where they confirmed again that matter is not continuous and that it is composed of final parts that they called atoms.

The idea of the atom continued to oscillate between theoretical philosophy and primitive experiments until the beginning of the nineteenth century, when decisive scientific evidence came at the hands of the scientist Dalton.

**Atomic Dalton's Theory**

It can be said that the founder of the rules of the physical construction of the modern atomic theory is the English scientist Dalton, as the scientist conducted experiments on the solubility of gases in water and other liquids, and from them he reached his theory, which can be summarized as follows:

- 1- Matter consists of very small particles that he called atoms.
- 2- A single pure substance has atoms that are similar in size, weight, and some other properties.
- 3- The atom cannot be destroyed or created.
- 4- A single pure substance has atoms that cannot be divided or converted into atoms of another substance.
- 5- Atoms of a pure substance differ from atoms of another pure substance in terms of weight and some properties.
- 6- Chemical union occurs between atoms in simple numerical ratios.

Dalton's theory created a qualitative leap in the field of science and explained many scientific phenomena that were difficult at that time, and it remained in effect for many years until the end of the nineteenth century, when scientists' research revealed the shortcomings of the theory.

### **Electronic constitution of atom**

The old chemical analysis methods could not solve the problem of the atomic structure of matter, while the solution came by chance through experiments of electric discharge through gases under low pressures. The scientist Thomson was able to prove the electronic components of the atom as well as give the characteristic of a negative charge to the electron and give a mass equal to  $0.91 * 10^{-27}$  grams, which is approximately 1/1838 of the mass of a hydrogen atom. The scientist Thomson opened the door for scientists to investigate the new body that he called the electron. They were able to obtain the electron in different ways, including the effect of ultraviolet rays on metals as well as heating the metal to high temperatures, which led to establishing the scientific fact that the electron is one of the basic components of the atom. Finally, the charge of the electron was known, which is equal to  $1.6 * 10^{-19}$  coulombs.

### **Nucleus**

The study of radio radiation of some elements gave evidence of the components of the atom. The scientist Rutherford noticed the dispersion of alpha rays at a sharp angle when they hit a thin metal wall.

After extensive study with the scientists Kayker and Marsden, Rutherford developed the theory that there is a small positive center in the middle of the atom, which he called the nucleus. The radius of the atom is  $10^{-12}$  -  $10^{-13}$  cm, knowing that the radius of the atom is about  $10^{-8}$  cm. The idea of the atomic structure developed rapidly thanks to numerous experiments, and the concepts known to many people became that the atom consists of two basic parts: the nucleus and the electrons. The mass of the atom is concentrated in its nucleus, and the nucleus contains positively charged protons and neutrally charged neutrons, and the protons and electrons have charges of equal magnitude and different in properties and sign. The number of protons in the atom is equal to the number of electrons, which means that the atom is electrically neutral.

### **Atomic number**

The number of protons in the nucleus varies when the atoms of the elements differ and this number is called the atomic number, and the atomic number of the hydrogen atom is 1 and the uranium atom is 92.

How can positively charged protons stay inside the nucleus close to each other without repelling based on the fact that similar charges repel and different charges attract?

In fact, there is no clear and complete picture of the nuclear forces now, but the prevailing agreement is that when the proton and neutron are pulled to short distances towards each other, a strong attraction occurs between them that cannot be considered electromagnetic attraction, and there is no connection due to gravity, but to the existence of short-range forces between the protons or neutrons that are the basis for maintaining the stability of the nucleus. Therefore, nuclei that have many protons, i.e. have few clusters of protons and neutrons, will not be destined to remain for long, and examples of helium nuclei with a mass number of 2 He and lithium nuclei with a mass number of 4

### **Mass number**

It is a term used to describe the sum of protons and neutrons within a single atom.

### **The molecule and molecular weight**

When atoms combine with each other, they sometimes produce distinct units called molecules. For example, when four hydrogen atoms combine with one carbon atom, a methane molecule is produced.

The molecular weight is the sum of the atomic weights of the components of the molecule.

Therefore, the molecular weight of methane CH<sub>4</sub> is

$$M.W=12+(1*4)=16 \text{ gm/mole}$$

### **Mole**

The substance is usually measured in a model by weight, volume or number, but in chemical calculations, the substance is expressed by the number of molecular particles, by which the weight or volume of the substance can be calculated. Therefore, the carbon 12 isotope was taken as a reference for these calculations, and the mole was considered to be the number of carbon atoms of this isotope present in a mass weighing 12 grams. On this basis, the mass of one mole of any element is estimated in grams as equal to its atomic weight in grams. For example, the atomic weight of fluorine is equal to 19, so the amount of substance present in 19 grams of gas is equal to one mole.

### **Avogadro's number**

The number of minutes in one mole of any substance is constant and is  $6.0221 \times 10^{23}$  minutes and is called Avogadro's number, meaning we can express the mole in another way, which is the amount of substance that contains the same number of atoms. The mole is used for the number of atoms, molecules, electrons, protons, neutrons, etc.

$$\text{Number of moles} = \text{weight} / \text{molecular weight}$$

### **Initial formula for formation**

The empirical formula expresses the relative numbers of atoms of the different elements in a compound using the smallest numbers possible. The numbers are obtained by converting the mass composition to moles of each element present in the compound constant.

### **Example 1**

A compound containing Mg 17.09%, Al 37.93% and O 44.98%.  
Express the empirical formula of the compound.

**Solution.**

If the percentages of the components of the compound are given,  
the total weight of the compound is considered to be 100 g.

(1) العنصر	(2) كتلة العنصر	(3) الوزن الذري	(4) عدد المولات	(5) نسبة المولات
Mg	17.09	24.31	0.703	1
Al	37.93	26.98	1.406	2
O	44.98	16	2.812	4

The second column is given in the question.

The third column is given from the table.

The fourth column: Number of moles = weight / atomic weight

(17.09/24.31=0.703)

The fifth column is calculated by dividing each cell in the fourth  
column by the smallest value in the column

**The initial formula becomes  $MgAl_2O_4$**

**Example 2**

If you have the compound  $Al_2O_3$ , find the percentages of each of the  
aluminum and oxygen.

**Solution**

The existence of formulas for a compound means that there is a fixed  
relationship between the weights of any two elements in the compound or  
between the weight of any element and the weight of the entire  
compound.

1	2	3	4	5
2Al	2mole	27gm/mole	54gm	0.529
3O <sub>2</sub>	3mole	16gm/mole	48gm	0.471
Sum			102 gm	1.00

That is, the compound contains

52.9% aluminum and

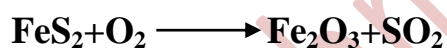
47.1% oxygen.

### Calculations based on chemical equations

Balancing chemical equations: **The balanced equation is the basis for all calculations of the quantities of substances involved in a chemical reaction.** When substances (reactants) interact to form new substances (products), we say that a chemical reaction has occurred. The equations in a balanced equation specify the number of molecules or units of the equation of each type and the equations must comply with Dalton's condition. There is no fixed method for balancing any equation, although there is a regular algebraic method in principle, but the right-wrong method is often suitable for this.

#### Example 1


Balance the following equation:



#### Solution

1- The algebraic method

We precede each term of the equation with a coefficient, here w x y z



$$\text{for Fe: } w=2y$$

$$\text{S: } 2w=z$$


$$\text{O: } 2x=3y+2z$$

assume  $y=2$

$$w=4$$


$$x=11 \quad z=8$$

The equation becomes



#### Example 1

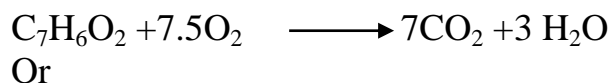
Balance the following equation by true and false:




1- To make the carbon on the right side equal to the carbon on the left, we multiply the right by \*7

2- To make the hydrogen on the right side equal to the carbon on the left, we multiply the left by \*3

3- To make the oxygen equal on both sides, we multiply the second term on the left side by \*7.5, so the balanced equation is




Or



Types of Chemical Reactions

1- Combustion Reactions:

Excess oxygen combines with organic compounds to form  $\text{CO}_2$  and water.





2- Replacement Reaction

A more active element replaces a less active element in any compound, such as




3- Double replacement reactions

This reaction is neutral in the case of ionic reactions, as atoms or a group of atoms exchange with their partners.




4- Acid-base reactions. The acid that provides H<sup>+</sup> and the base that provides OH enter into an exchange reaction to form a salt and water.



5- Combination reactions Elements and compounds simply combine to form a single product such as:



6- Decomposition reactions: In which one reactant is converted by heat or electrolysis into two or more products, such as:




Reactions can be divided into two types depending on the state of the reactants and products:

1- Homogeneous reactions

These are reactions in which the reactants and products are of the same phase, such as



2- Heterogeneous reactions: These are reactions that combine more than one phase at once, such as:




### **Mass Relationship from Equations**

The relative numbers of molecules of reactants and products (relative moles) are shown from the coefficients in balanced chemical equations. Using molar masses, the relative masses of reactants and products from any chemical reaction can be calculated.

Example:





Solution:

$$n = w/mw$$

$$n_{(\text{NH}_3)} = 10/17 = 0.5882 \text{ moles}$$

$$n_{(\text{O}_2)} = 0.5882 * 3/4 = 0.4412 \text{ moles}$$

$$n_{(\text{N}_2)} = 0.5882 * 2/4 = 0.2941 \text{ moles}$$

$$n_{(\text{H}_2\text{O})} = 0.5882 * 6/4 = 0.8823 \text{ moles}$$

Using molar masses (molecular weights), the weights of the reactants and products can be calculated.

Weight = number of moles \* atomic or molecular weight

$$\text{Weight of oxygen} = 0.4412 * 32 = 14.12 \text{ g}$$

$$\text{Weight of nitrogen} = 0.2941 * 28.01 = 8.238 \text{ g}$$

$$\text{Weight of water} = 0.8823 * 18.02 = 15.899 \text{ g}$$

$$\text{Weight of ammonia} = 10 \text{ g}$$

## **Thermodynamics**

**Thermodynamics:** It is a science concerned with studying energy changes and transformations that accompany physical and chemical processes and is concerned with determining the spontaneity or non-spontaneity of the reaction.

**Thermochemistry:** It is a branch of thermodynamics concerned with studying thermal changes (enthalpy) of both exothermic and endothermic types that accompany chemical reactions and physical changes.

Q // What phenomena does thermodynamics explain?

1. The reason for chemical reactions.
2. Predicting the occurrence of chemical and physical reactions when one or more substances are present under certain conditions.
3. Some reactions occur spontaneously and others never occur spontaneously under the same conditions.
4. The reason for the occurrence of energy accompanying chemical reactions, whether for the reactions themselves or in the surrounding medium.
5. Thermodynamics is not concerned with the time factor required for reactions to occur.

### **Type of energy**

1. **Potential energy (PE):** It includes the chemical energy stored in all types of materials and all types of fuel.

2. **Kinetic energy (KE)**: It includes the energy of all moving objects such as molecules and moving water as well as cars, airplanes, etc.

Energy and temperature units

Joule J: It is the unit of energy according to the International System of Units

$$1\text{J}=1\text{Kg.m}^2/\text{s}^2 =1\text{N.m}$$

Where kg: kilogram, m: meter and s: second, N: newton

Where KE kinetic energy equals the product of half the mass  $m$  and the square of the speed  $v$   $KE=1/2 m v^2$

The unit of temperature in thermodynamics we use the Kelvin unit according to the following relationship  $T(\text{k})=T(\text{C}^\circ)+273$

The first law in thermodynamics: Energy is neither created nor destroyed, but it can be converted from one form to another. For example, potential energy in water is converted into kinetic energy if the water moves from the top of the waterfall to the bottom because the resulting energy can rotate the engine to generate electrical energy.

### **\*\*\*Some thermodynamic terms\*\*\***

**System**: It is a part of the universe consisting of matter or materials involved in a chemical reaction or physical change.

**The environment**: It is everything that surrounds the system and affects it from physical or chemical changes.

**The group**: It is the system and the environment (**a pot containing water**).

The system can be divided into three types:

#### **Type of systems**

1- **Open system**: It is the system that allows the exchange of the system's matter and energy with the environment

Example: **A metal pot containing boiling water**, the system's matter (water vapor) rises to the environment and the water's heat (energy) leaks into the environment

2. Closed system (**pressure cooker**): It is the system that allows the exchange of energy only and does not allow the change in the amount of the system's matter and its exchange with the environment

Example: **A closed pot containing boiling water** allows the exchange of only the water's heat (energy)

3. Isolated system: It is the system that does not allow the exchange of energy or the system's matter with the environment and is never affected by the environment

Example: Thermos.

**Heat (q)**: It is the transfer of thermal energy between two bodies with different temperatures.

**Temperature**: It is a measure of thermal energy, and the heat lost and gained is directly proportional to the change in temperature. The change is symbolized by the symbol ( $\Delta$ )

$$\Delta T = T_f - T_i$$

$T_f$ : Final temperature (final)

$T_i$ : Initial temperature (initial)

(1)  $q \propto \Delta T$  The proportionality is converted to a constant called heat capacity (C)

(2)  $q = C \cdot \Delta T$

(3)  $C = \delta \cdot m$  Capacity law

By substituting Equation 3 in Equation 2, we get the following equation

$$q = \delta \cdot m \cdot \Delta T$$

Units:

q: J Joules;  $C$ : J/g.c°; m:g;  $\Delta T$ : C°; C: J/C°

**Heat capacity (C):** It is the amount of heat required to raise the temperature of a mass (g) of any substance by one degree Celsius. Its unit is J/C°.

**Specific heat (δ):** It is the amount of heat required to raise the temperature of one gram of any substance by one degree Celsius. Its unit is J/g.c°.

#### Example

What is the amount of heat produced by heating a piece of iron with a mass of 870 g from 5 to 95 C°, knowing that the specific heat of iron is 0.45 J/g.c°?

Solution.

$$\begin{aligned}\Delta T &= T_f - T_i \\ &= 95 - 5 = 90 \\ q &= C * m * \Delta T \\ &= 0.45 * 870 * 90 = 35235 \text{ J}\end{aligned}$$

#### Example

The temperature of a 10-gram piece of magnesium changed from 25 to 45 C° with a heat gain of 205 J. Calculate the specific heat of magnesium.

Solution:

$$\begin{aligned}\Delta T &= T_f - T_i \\ &= 45 - 25 = 20 \\ q &= C * m * \Delta T \\ C &= q / (m * \Delta T) \\ C &= 205 / (10 * 20) = 1.025 \text{ J/g.C}\end{aligned}$$

#### **Heat of reaction or change in enthalpy ΔH**

**ΔH** represents the amount of heat absorbed or released measured at constant pressure, i.e. the reaction is endothermic or exothermic.

$$\Delta H = qp$$

qp (heat at constant pressure)

$\Delta H_r$  (change in reaction heat)

$0^\circ > \Delta H_r$  (Exothermic reaction)

$\Delta H_r > 0^\circ$  (Endothermic reaction)

$$\Delta H_r = \Delta H_P - \Delta H_R$$

$\Delta H_P$  (Products heat)

$\Delta H_R$  (Reactant heat)

**State function:** It is the property or quantity that depends on the initial state of the system before the change and the final state of the system after the change regardless of the path or path through which the change occurred.

Example: Enthalpy is a state function because it has an initial state (reactants) and a final state (products).

There are other functions such as entropy and compression energy.

As for heat or work, they are not considered state functions because their values change greatly with the change in the experimental conditions and depend on the steps and path through which the change occurred.

The absolute value of state functions cannot be measured, but the amount of change can be measured in enthalpy, which is equal to

$$\Delta H = \Delta H_f - \Delta H_i$$

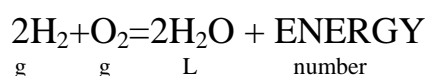
**The general properties of materials are divided into:**

1- **Extensive properties:** These are properties that depend on the amount of matter present in the system, such as mass, volume, thermal conductivity, enthalpy, entropy, and free energy.

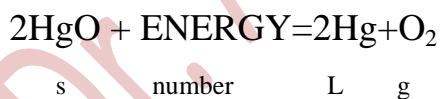
2- **Intensive properties:** These are properties that do not depend on the amount of matter present in the system, such as pressure, temperature, and density.

## **Thermochemistry**

1- Exothermic reaction ( $\Delta H_r = -$ ): It is the chemical reaction that is accompanied by the release of heat because the energy of the reactants is greater than the energy of the products and the value of the change in enthalpy is negative.



2- Endothermic reaction ( $\Delta H_r = +$ ): It is the chemical reaction that is accompanied by the absorption of heat because the energy of the reactants is less than the energy of the products and the value of the change in enthalpy is positive.



Note: When the energy is on the side of the reactants, the reaction is endothermic, and when the energy is on the side of the products, the reaction is exothermic.

### **Measuring the enthalpy of reaction using the calorimeter**

The calorimeter is used to measure the heat of reaction (enthalpy of reaction) absorbed or released, as known quantities of reactants are placed in the reaction vessel that is immersed in a certain amount of water in a well-insulated vessel. Since the heat released from the reactant raises

the temperature of the water and the calorimeter, its quantity can be measured from the increase in temperature if the heat capacity of the calorimeter and its contents are known. When calculating the enthalpy of reaction using this method, pay attention to the following notes.

1- It gives a known mass of a chemical compound that is placed in the calorimeter and burned.

2- It gives the mass of water, from which we calculate  $q$  for water, which also represents the heat of the chemical compound, but this heat represents the number of moles burned according to the given mass  $n=w/mw$ , if the heat of the compound is required to be calculated in moles different from the moles of the question, we work on a ratio and proportion, and the negative sign means that the reaction is exothermic.

Example /

3 g of glucose compound  $C_6H_{12}O_6$  with a molecular weight of 180 g/mole were placed in the reaction vessel, then the reaction vessel was filled with oxygen gas and this vessel was placed inside the insulated vessel that was filled with 1200 g of water (the specific heat of water is 4.2 J/g.c) and the initial temperature was 21°C. The mixture was burned and when the temperature was measured, it was found that the reaction raised the temperature of the calorimeter and its contents to 25.5°C. Calculate the amount of heat released in KJ as a result of burning 1 mole of glucose, assuming that the heat capacity of the calorimeter is negligible.

Solution:

$$\Delta H = \Delta H_f - \Delta H_i$$

$$25.5 - 21$$

$$q = C * m * \Delta T$$

$= 4.2 * 1200 * 4.5 = -22680J$  Since the heat was released, a negative sign is given to it.

$$n = w/mw$$

$$= 3/180 = 0.017 \text{ mole}$$

(Required for one mole)

Mole       $q$



$$0.017 \quad -22680$$

$$1 \quad x$$

$$X=1*22680/0.017=-1334118\text{J/mole}$$

Since the heat is under constant pressure

$$\Delta H = qp = -1334118\text{J/mole}$$

Example/2

If 3 grams of hydrazine  $\text{N}_2\text{H}_4$  (molar mass of 32 g/mol) are burned in an open calorimeter containing 1000 grams of water (the specific heat of water is  $4.2 \text{ J/g}\cdot\text{C}^\circ$ ), the temperature rises from  $24.6^\circ\text{C}$  to  $28.2^\circ\text{C}$ . Calculate the heat released as a result of the combustion of 1 mole of hydrazine in KJ/mole, assuming that the heat capacity of the calorimeter is negligible.

Solution

$$\Delta H = \Delta H_f - \Delta H_i$$

$$28.2 - 24.6 = 3.6\text{C}^\circ$$

$$q = C \cdot m \cdot \Delta T$$

$$= 4.2 \cdot 1000 \cdot 3.6 = -15120\text{J} \text{ negative sign means that the heat was released}$$

$$\Delta H = qp = 15120\text{J/mole}$$

$$n = w/mw = 3/32 = 0.094 \text{ mole}$$

$$\text{Mole} \quad q$$

$$0.094 \quad -15120$$

$$1 \quad x$$

$$X=1*15120/0.094=-160851\text{J/mole}$$

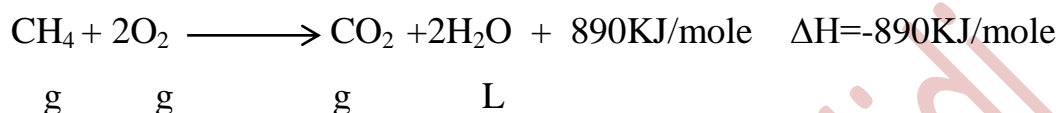
### Thermochemical equation

When writing thermochemical equations, we must show the following:

1- The sign of the change in enthalpy accompanying the chemical reaction. When writing the value of  $\Delta H$  with the reactants, this means that **the reaction is endothermic, i.e. it is positive**, such as



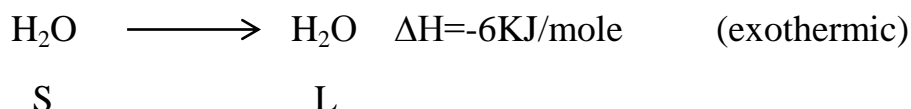
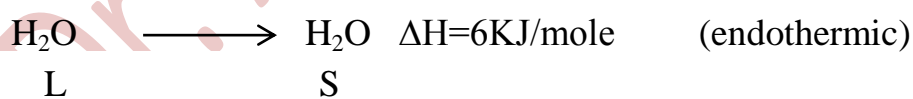
When writing the value of  $\Delta H$  with the resulting materials, this means that **the reaction is exothermic, i.e. it is negative**, such as:



2- The physical state of the materials entering into the reaction and resulting from it must be mentioned, because the amount of heat absorbed or released changes with the change in the physical state of the reaction materials, such as:

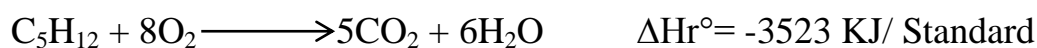
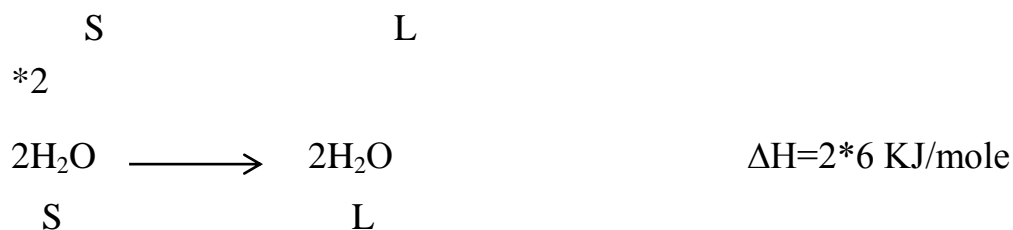


3- If the process of the reaction is reversed, the enthalpy sign changes to the opposite of what it was (Hess applications)



4- When multiplying or dividing both sides of the equation by a specific numerical coefficient, the same operation must be performed on the value of  $\Delta H^\circ$ .

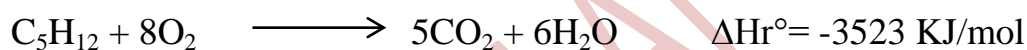




### Enthalpy of reaction ( $\Delta\text{Hr}^\circ$ )

It means measuring the enthalpy at standard conditions, which are: 25°C (298K) and pressure (1 atm). It is symbolized by ( $\Delta\text{Hr}^\circ$ )

It differs from STP for gases, which is 0°C (273) and pressure (1 atm)mol



Types of enthalpy

- 1- Standard enthalpy of formation ( $\Delta\text{Hf}^\circ$ )
- 2- Standard enthalpy of combustion ( $\Delta\text{Hc}^\circ$ )
- 3- Enthalpy of physical changes.

**1- Standard enthalpy of formation ( $\Delta\text{Hf}^\circ$ ):** It is the heat required to form one mole of any compound from its basic elements present in their most stable form at standard conditions (1atm. 25C°).

\*(Elements in their most stable forms are always stable) at standard conditions = (0) zero.

For example: gaseous H<sub>2</sub>. Liquid mercury. Solid magnesium is the most stable because it represents the states that exist under standard conditions (25C°). (1atm)

\*Some elements have more than one form under standard conditions: -

For example 1- Carbon has two forms (graphite gr) which is the most stable. (And diamond)

2- Sulfur has: rhombic form which is the most stable. (And prismatic).

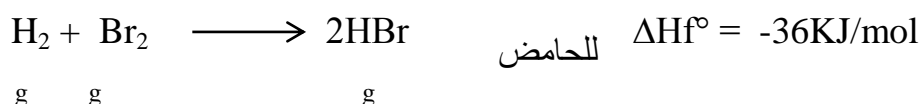

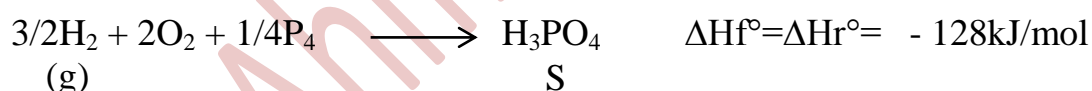
3- Unstable elements have  $\Delta H_f^\circ \neq$  zero such as C diamond and S prismatic and Fe liquid.

### How to write the formation equation: -

1- The substance is placed on the products side, and on the reactants side the elements that make up the substance are placed (all elements are written individually except  $Cl_2$ )- $Br_2$ - $O_2$ - $H_2$ - $F_2$ - $N_2$ - $I_2$ )).

2- The value of  $\Delta H_f^\circ$  for the substance is the same as  $\Delta H_r^\circ$  for the equation written for that substance when writing the equation (**in one mole**). If the substance is more than one mole, then ( $\Delta H_r^\circ =$  mole number \*  $\Delta H_f^\circ$ ).

Examples of some substances and writing their formation equation: -



But ( $\Delta H_r^\circ$ ) for the equation becomes  $72 = 2 * 36$  because the substance is two moles

\*And so for any equation ((be careful))

\*And  $\Delta H_r^\circ$  may be given and we can find  $\Delta H_f^\circ$  from it.

Explain / Fractions appear in the thermal equation?

Answer / Because of writing the thermochemical equation that represents the formation of one mole of the compound to be formed, so we resort to changing the number of moles.

Example / If you know that the standard enthalpy of formation of benzene  $C_6H_6$  is equal to  $49\text{KJ/mol}$ , write the thermochemical equation for the reaction so that  $\Delta H_r^\circ = \Delta H_f^\circ$  for benzene.

The answer / \*The equation must be written with one mole of benzene.



Example / Which of the following reactions has a standard enthalpy of reaction value  $\Delta H_r =$  a standard enthalpy of formation value  $\Delta H_f^\circ$  for the following compounds.



Answer /

1- The first reaction / The value of  $\Delta H_r^\circ$  for this reaction does not equal  $\Delta H_f^\circ$  for the substance because the substance formed (2 mol).

2- The second reaction /  $\Delta H_r^\circ = \Delta H_f^\circ$  because the equation fulfills two conditions, the formation of one mole of CO<sub>2</sub> and its basic elements in their most stable form.

3- The third reaction /  $\Delta H_r^\circ \neq \Delta H_f^\circ$  for CO<sub>2</sub> because the reactants are not elements in their most stable form.

Example: If you know that the heat of formation of sulfuric acid ((H<sub>2</sub>SO<sub>4</sub>)

$\Delta H_f^\circ = -822 \text{ KJ/mol}$ ) write the thermochemical equation for the reaction such that

$\Delta H_r^\circ = \Delta H_f^\circ$  for H<sub>2</sub>SO<sub>4</sub>.

Answer



Example / Calculate the standard reaction enthalpy  $\Delta H_r^\circ$  for the following reaction if you know that



solution

$$\Delta H_r^\circ = 2 * -271 = -542 \text{ KJ/mol}$$

## 2- Standard enthalpy of combustion ( $\Delta H_c^\circ$ )

It is the heat released (emitted) from burning one mole of any substance (element or compound) completely with an abundance of oxygen at standard conditions of temperature (25°C) and pressure (1 atm).

- The importance of the heat of combustion: 1- Determining the calorific value of fuel and food materials


2- Finding the enthalpy of formation for some complex compounds

- All combustion reactions are exothermic reactions (the question may mention the phrase heat released or emitted and give a positive number for it, so be careful to always use a negative sign).

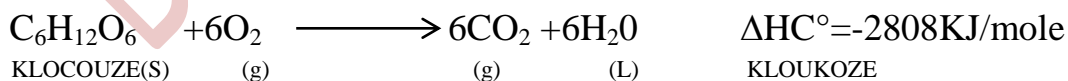
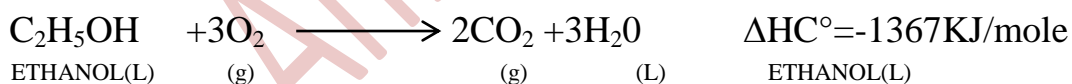
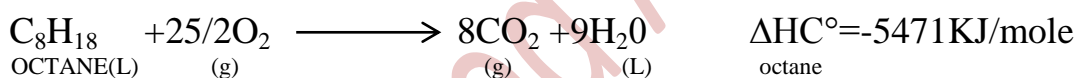
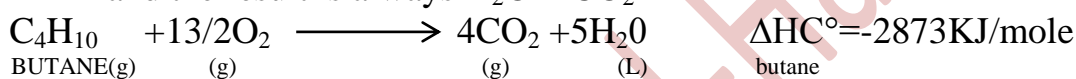
- $\Delta H_r^\circ = \Delta H_c^\circ$  if the combusted substance reacts with (one mole) with oxygen. (If it is more than one mole then ( $\Delta H_c^\circ * \text{mole number} = \Delta H_r^\circ$ ))

How to write the combustion equation:-

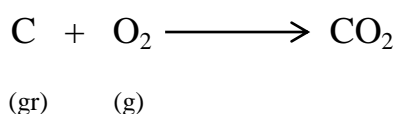
1- The element is written with oxygen in the reactions and the result is the oxide of that element, for example



The substance, especially organic substances, reacts with oxygen and the result is always  $\text{H}_2\text{O} + \text{CO}_2$



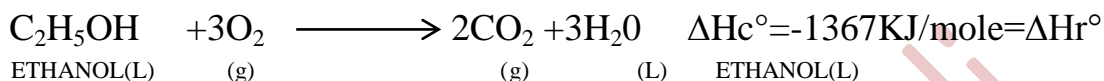
Q) For the following reaction under the same conditions, the numerical value of  $\Delta\text{Hr}^\circ$  is the same as  $\Delta\text{Hf}^\circ$  for  $\text{CO}_2$  and the same as  $\Delta\text{Hc}^\circ$  for carbon.



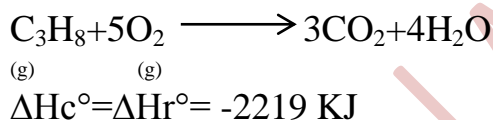
$\Delta H_r^\circ$  is the same as  $\Delta H_f^\circ$  for carbon dioxide because the product is single and of one mole and is one of the most stable basic elements and  $\Delta H_r^\circ$  is the same as  $\Delta H_c^\circ$  for carbon because it burns with one mole and in abundance of oxygen.

Example) Write the thermochemical equation for the burning of liquid ethyl alcohol if you know that  $\Delta H_c^\circ$  ( $C_2H_5OH$ ) = -1367KJ/mole

**solution**



Example) Write the combustion reaction of propane gas ( $C_3H_8$ ) if you know that  $\Delta H_c^\circ = -2219$  KJ/mol



Example) The following reaction  $4Al + 3O_2 \longrightarrow 2Al_2O_3$  has

$\Delta H_r^\circ = -3340$  KJ/mol find:

- 1-  $\Delta H_f^\circ$  for  $Al_2O_3$
- 2-  $\Delta H_c^\circ$  for Al

Solution

- 1-  $\Delta H_f^\circ = \Delta H_r^\circ / 2$                        $-3340 / 2 = -1670$  KJ/mol
- 2-  $\Delta H_c^\circ = \Delta H_r^\circ / 4$                        $-3340 / 4 = -835$  KJ/mol

**3- Enthalpy of physical changes:** It is the process of transforming a chemical substance from one phase to another phase of the same substance. Its types are:

- 1- Evaporation process ( $\Delta H_{vap}$ ): Transforming a substance from a liquid to a vapor.



- 2- Condensation process ( $\Delta H_{\text{cond}}$ ): Transforming a substance from a vapor to a liquid.

The evaporation process is the opposite of the condensation process

$$\Delta H_{\text{vap}} = -\Delta H_{\text{cond}}$$

- 3- Melting process  $\Delta H_{\text{fus}}$  (Fusion): The material changes from solid to liquid.
- 4- Freezing process  $\Delta H_{\text{cryst}}$  (Crystallization): The material changes from liquid to solid. It is the opposite of the melting process.

$$\Delta H_{\text{fus}} = -\Delta H_{\text{cryst}}$$

The enthalpy of vaporization and the enthalpy of fusion are positive, while the enthalpy of condensation and the enthalpy of freezing are negative.

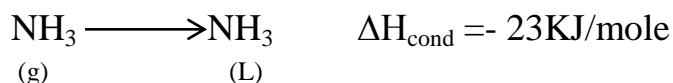


Example 1:

If you know that the enthalpy of vaporization of ammonia is 23 KJ/mole, calculate the enthalpy of condensation of ammonia.

Solution.

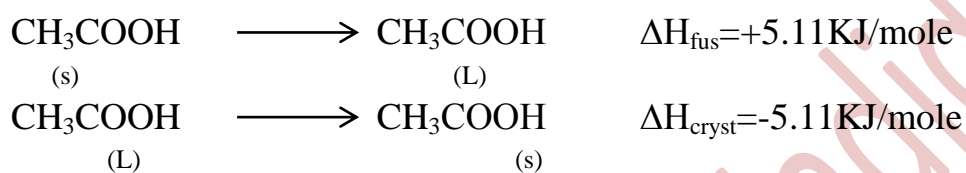




Example 2:

If you know that the enthalpy of fusion of glacial acetic acid ( $\text{CH}_3\text{COOH}$ ) is 5.11 KJ/mole, calculate the enthalpy of freezing of this acid.

solution.



### Methods for calculating reaction enthalpy:

1- Hess's Law method.

2- Method of using standard enthalpy of formation values.

1- **Hess's Law method:** When converting reactants to products, the change in reaction enthalpy is the same whether the reaction goes through one step or a series of steps.

Importance:

There are many chemical compounds that cannot be manufactured directly from their elements?

This is for many reasons, including that the reaction may proceed very slowly or form unwanted side compounds.

Hess's Law depends on the fact that ( $\Delta H_r^\circ$ ) is a state function, meaning that it depends on the initial and final states of the system only (i.e. on the


nature of the reactants and products) and does not depend on the paths taken by the reaction to transform from reactants to products.

Hess's Law solution steps

- 1- The question gives two or three equations with information ( $\Delta H_r^\circ$ )
- 2- A main goal is required to state one of the three types of enthalpies, and we may work on writing the equation or it may be written.
- 3- The known equations ( $\Delta H_r^\circ$ ) we modify them (reverse, multiply, divide) according to the question, then we put forward the similarities between the reactant, product and residue, an equation similar to the target appears.
- 4- We collect ( $\Delta H_r^\circ$ ) for the equations after the modification, so we show ( $\Delta H_r^\circ$ ) for the target equation, then we use it for the main requirement.
- 5- The rates may not be given, but we write them and then modify them, especially if the question gives two or more combustion enthalpies, as in the following example



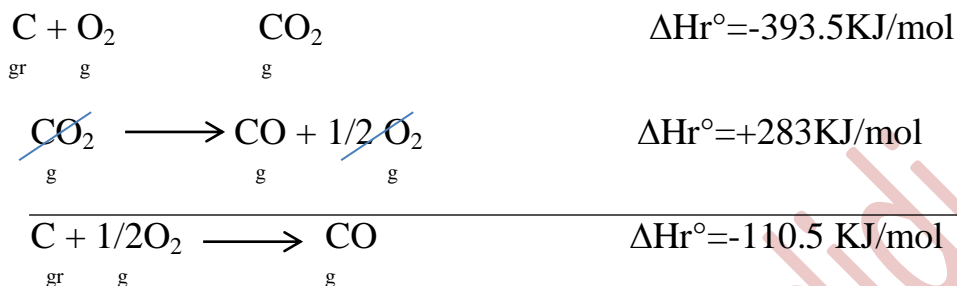
يعطى التفاعلين المعلومين ( $\Delta H_r^\circ$ )



Solution:

- Equation number one remains because (C) is similar in location and mole (reactant).
- 2- We reverse the second equation because the location of (CO) is not similar to the location of the target equation.

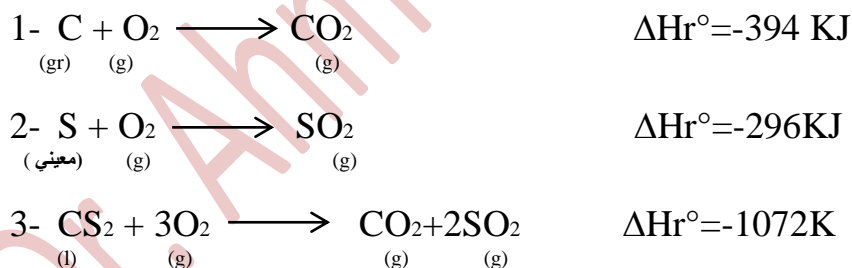
So the solution is



Example / Calculate the enthalpy of formation of the compound CS<sub>2</sub>) from its basic elements, a base image.



إذا اعطيت المعادلات التالية :-



Solution

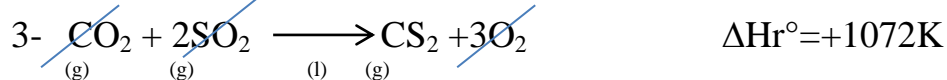
الحل

معادلة رقم واحد تبقى

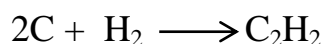
معادلة رقم اثنين تضرب في 2

معادلة رقم ثلاثة تقرب

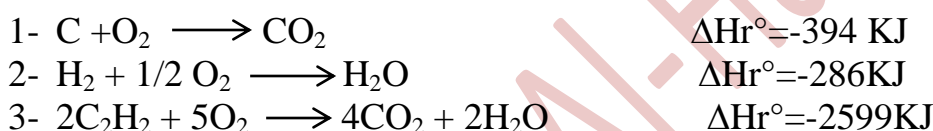




Example / Calculate the standard enthalpy of formation ( $\Delta H_f^\circ$ ) of acetylene  $\text{C}_2\text{H}_2$  from its basic elements



إذا اعطيت المعادلة التالية :-

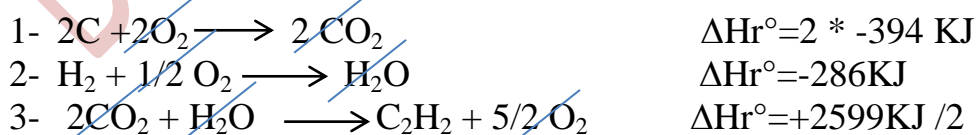


solution

المعادلة الاولى تضرب في 2

المعادلة الثانية تبقى

المعادلة الثالثة تقرب وتقسيم على 2



It is the same as  $\Delta H_f^\circ$  for  $\text{C}_2\text{H}_2$  (because

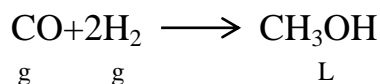
(1) the product is one,

(2) one mole,

(3) it is one of its basic elements and in a stable form(

$$\therefore \Delta H_f^\circ_{C_2H_2} = \Delta H_r^\circ = +225.5 \text{ KJ}$$

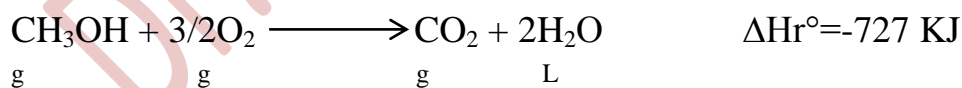
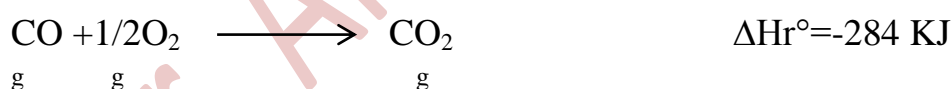
Example: If you know that the enthalpy of combustion of H<sub>2</sub>, CO and CH<sub>3</sub>OH is -286, -284 and -727 KJ/mol respectively, calculate the enthalpy of the following reaction:



Solution:

Using the enthalpies of combustion, we write combustion equations for one mole of the given materials in order to achieve the condition of equality of the enthalpy of reaction with the enthalpy of combustion, i.e. ( $\Delta H_f^\circ = \Delta H_r$ )

Since the question informs us that there is combustion of hydrogen, oxygen and alcohol, the equations that we write are as follows:

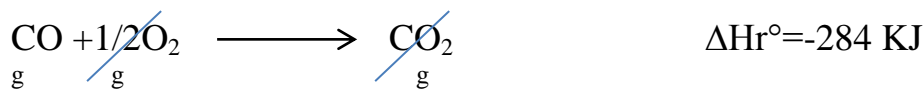


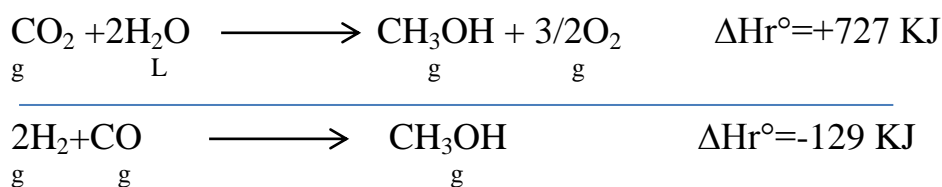
نحور المعادلات لكي تتماشي مع المعادلة الهدف وكما يلي:

المعادلة الاولى \*2

المعادلة الثانية تبقى

المعادلة الثالثة تقلب






## 2- Method of using the standard enthalpy of formation values:

A law can be used to calculate  $\Delta H_r^\circ$  from the standard enthalpy of formation values  $\Delta H_f^\circ$  for chemical compounds as follows:

$$\Delta H_r^\circ = \sum n\Delta H_f^\circ (\text{products}) - \sum n\Delta H_f^\circ (\text{reactants})$$

n= The factors in equalized equation

for equation below



that

$$\Delta H_r^\circ = [d*(\Delta H_f^\circ D) + e*(\Delta H_f^\circ E)] - [a*(\Delta H_f^\circ A) + b*(\Delta H_f^\circ B)]$$

### Important Notes:

- This law is used to find ( $\Delta H_r^\circ$ ) from the values of ( $\Delta H_f^\circ$ ) for the materials of the equation and vice versa, it may give ( $\Delta H_r^\circ$ ) information and ( $\Delta H_f^\circ$ ) for one of the materials is unknown.

- If a combustion equation is given, do not forget that  $\Delta H_c^\circ = \Delta H_r^\circ$  for one mole. If  $\Delta H_c^\circ$  is given for a material and there is no equation, write a combustion equation.

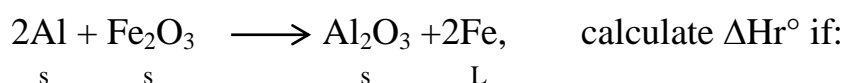
- If the combustion of a material gives its value in mass, we do the following:-

- 1- Convert the mass to moles  $n=m/M$

- 2- Then we calculate  $\Delta H_r^\circ$  from it by comparing it to the figure

- If he gave two equations and the common factor between them is (a substance), then  $\Delta H_f^\circ$  is considered constant for each substance. We can extract it from one equation and use it in another equation.
- If he gave  $\Delta H_f^\circ$  for two elements, remember that this element is not constant and stable, so pay attention to that.

**Example:** The thermite reaction involving aluminum and iron oxide Fe+3 proceeds as follows:



$$\Delta H_f^\circ (Al_2O_3) = -1670 \text{ KJ/mol}$$

$$\Delta H_f^\circ (Fe_2O_3) = -822 \text{ KJ/mol}$$

$$\Delta H_f^\circ (Fe) = 12 \text{ KJ/mol}$$

Solution:

$$\Delta H_r^\circ = \sum n\Delta H_f^\circ (\text{products}) - \sum n\Delta H_f^\circ (\text{reactants})$$

$$\Delta H_r^\circ = ((-1670) + 2(12)) - (2(0) + (-822))$$

$$\Delta H_f^\circ (Al) = 0 \quad \text{وذلك لان الالمنيوم في الحالة الصلبة}$$

$$\Delta H_r^\circ = (-1646) - (-822) \quad \Delta H_r^\circ = -824 \text{ kJ}$$

**Example:** Benzene (C<sub>6</sub>H<sub>6</sub>) burns in air to give carbon dioxide and liquid water. Calculate  $\Delta H_r^\circ$  for this reaction, knowing that


$$\Delta H_f^\circ (C_6H_6) = 49 \text{ KJ/mol}$$

$$\Delta H_f^\circ (CO_2) = -394 \text{ KJ/mol}$$

$$\Delta H_f^\circ (H_2O) = -286 \text{ KJ/mol}$$

Solution

Write combustion equation



$$\Delta H_r^\circ = \sum n\Delta H_f^\circ (\text{products}) - \sum n\Delta H_f^\circ (\text{reactants})$$



$$\Delta H_r^\circ = (6(-394) + 3(-286)) - ((498) + 15/2(0))$$
$$= -3271 \text{ KJ}$$

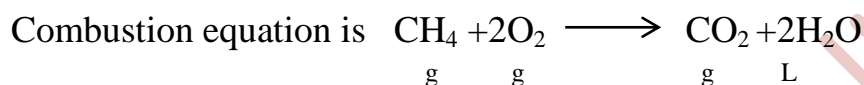
**Example** / Calculate ( $\Delta H_f^\circ$ ) for methane gas if you know:

$$\Delta H_f^\circ(\text{H}_2\text{O}) = -286 \text{ KJ/mol}$$

$$\Delta H_f^\circ(\text{CO}_2) = -394 \text{ KJ/mol}$$

And  $\Delta H_c^\circ$  for (2g) of ( $\text{CH}_4 = -111.27 \text{ KJ/mol}$ ) knowing that  $\text{CH}_4 = 16 \text{ g/mol}$

Solution



$$n = W/MW$$

$$n = 2/16 = 0.125 \text{ moles}$$

<u>mole</u>	<u>heat</u>
0.125	111.27

1	X
---	---

$$X = \Delta H_r^\circ = 690.1 \text{ KJ}$$

$$\Delta H_r^\circ = \sum n\Delta H_f^\circ (\text{products}) - \sum n\Delta H_f^\circ (\text{reactants})$$

$$-890.16 = ((-394) + 2(-286)) - ((\Delta H_f^\circ(\text{CH}_4) + 2(0))$$

$$\Delta H_f^\circ(\text{CH}_4) = 75.16 \text{ KJ/mol}$$